


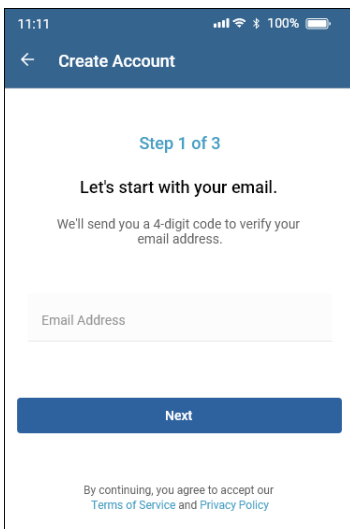
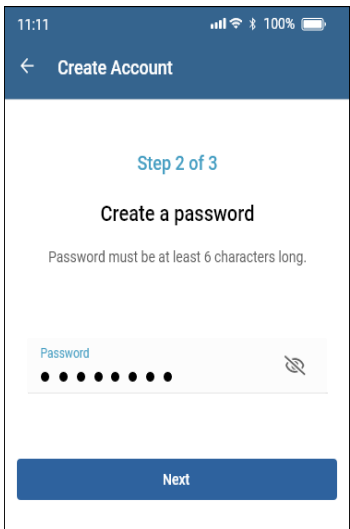


MARIST FOOTBALL DRIBL ACTIVATION INSTRUCTIONS

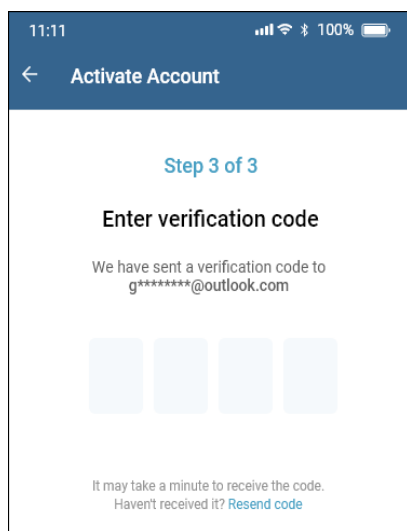


STEP 1	STEP 2
<p>Download the DRIBL app from the App Store (iPhone) or Google Play Store (Android).</p> 	<p>Once the app has been installed on your phone, tap the DRIBL icon to open it.</p>  <p>Tap the blue Sign Up button to begin.</p> 
STEP 3	STEP 4
<p>Enter your email address and tap Next to continue.</p> <p>The email address you enter <u>must</u> be the same one that you used to register in PlayFootball.</p> 	<p>Enter a password and tap Next to continue.</p> <p>The password needs to be at least 6 characters long</p> 

STEP 3

DRIBL will send a 4-digit verification code to your email address. Enter this code into DRIBL.

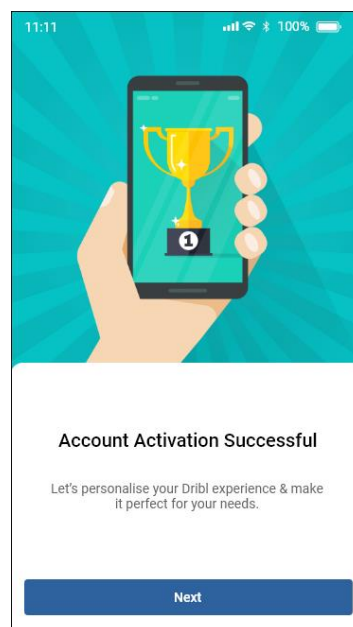
If you don't receive the verification email within a few minutes, check your spam or junk mailbox in case it has been caught there.



STEP 4

Once you have entered the 4 digit code you will receive a message that your account activation is successful.

Tap **Next** to continue.



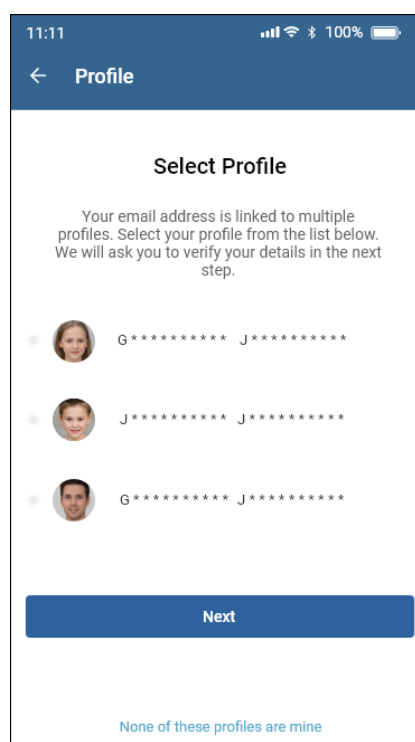
STEP 5

Select your profile from the list that appears and tap **Next** to continue.

You may be presented with multiple profiles which include those family members who are registered in PlayFootball using your email address.

It is important that you only select **your profile** and not that of another family member.

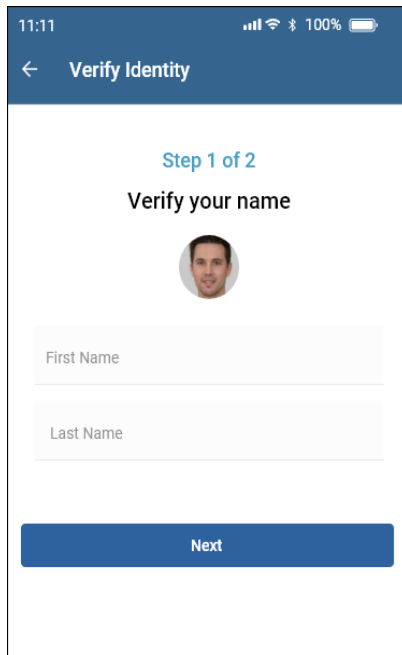
If your profile is not listed, tap on **None of these profiles are mine** and continue to create a new profile for yourself.



STEP 6

Enter your **First Name** and **Last Name** to verify that it matches the selected profile.

Tap **Next** to continue.



11:11 100%

Verify Identity

Step 1 of 2

Verify your name

First Name

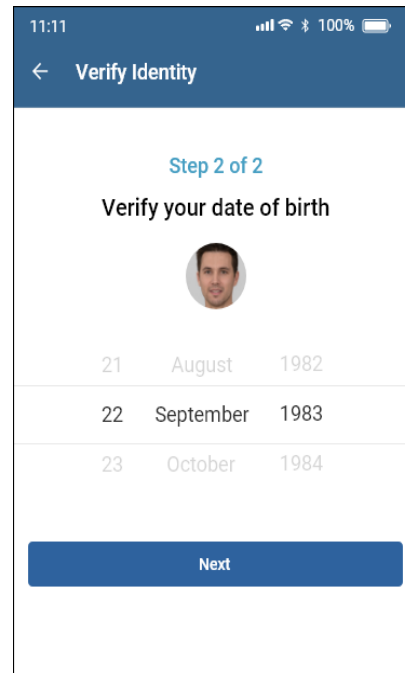
Last Name

Next

STEP 7

Enter your **Date of Birth** to verify that it matches the selected profile.

Tap **Next** to continue



11:11 100%

Verify Identity

Step 2 of 2

Verify your date of birth

21 August 1982

22 September 1983

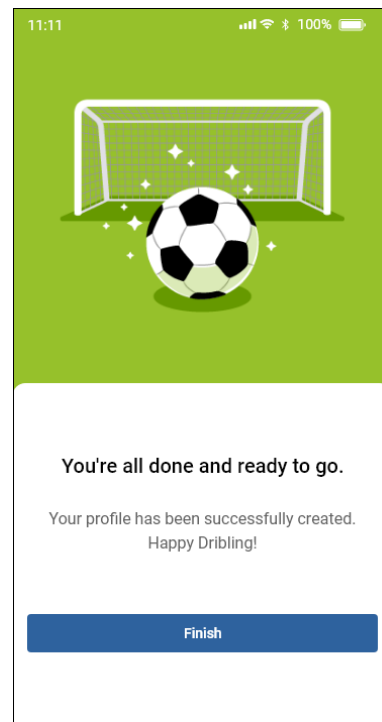
23 October 1984

Next

STEP 8

Upon successful validation, your DRIBL account and profile is successfully created.

Tap **Finish** to complete the process.



11:11 100%

You're all done and ready to go.

Your profile has been successfully created.
Happy Dribling!

Finish